




































## Multiple Types

191 Properties

		Price / Status / MLS #	Subdivision	Lot Acres	Total SqFt	Total Bedrooms	Total Bathrooms	Short Sale Status	Association Dues	List Price
1		<b>\$69,900</b> Kachina Springs E # 119 St George, UT 84770 Active / 10-118505	KACHINA SPR EAST	0.14	8,075					69,900
2		<b>\$79,000</b> 2255 Tuweap 14 St George, UT 84770 Active / 10-119250	PAIUTE SPR ENTRADA	0.07	3,049					79,000
3		<b>\$99,500</b> 1500 E Split Rock Dr 62 Ivins, UT 84738 Active / 08-96741	RES ENTRADA S-C PT	0.13	0					99,500
4		<b>\$100,000</b> 2336 W Entrada 42 St George, UT 84770 Active / 10-118415	KACHINA SPR E ENTRAD	0.12	5,227					100,000
5		<b>\$109,890</b> 1500 E Split Rock 103 Ivins, UT 84738 Active / 10-117892	RES ENTRADA S-C PT	0.14	6,098					109,890
6		<b>\$110,000</b> 2336 W Entrada Trail 17 St George, UT 84770 Active / 10-118022	KACHINA SPR E ENTRAD	0.11	4,875				156	110,000
7		<b>\$116,500</b> 1500 E Split Rock Drive 60 Ivins, UT 84738 Active / 10-118124	RES ENTRADA S-C PT	0.11	0					116,500
8		<b>\$119,000</b> 2331 W Entrada Trail 54 St George, UT 84770 Active / 10-119810	KACHINA SPR EAST	0.14	6,175				347	119,000
9		<b>\$129,000</b> 2336 W Entrada Trail 24 St George, UT 84770 Active / 09-110137	KACHINA SPR E ENTRAD	0.11	4,875				347	129,000
10		<b>\$129,000</b> 2336 ENTRADA TRAIL 45 St George, UT 84770 Active / 10-116910	KACHINA SPR E ENTRAD	0.11	0					129,000
11		<b>\$130,625</b> 2336 W Entrada Trail #11 11 St George, UT 84770 Active / 10-118075	KACHINA SPR EAST	0.09	3,920					130,625
12		<b>\$130,625</b> 2336 W Entrada Trail 38 St George, UT 84770 Active / 10-117858	KACHINA SPR E ENTRAD	0.1	5,200					130,625
13		<b>\$135,000</b> 2336 W Entrada Trail 43 St George, UT 84770 Active / 08-105760	KACHINA SPR E ENTRAD	0.1	4,240				347	135,000
14		<b>\$135,000</b> 2549 Sinagua Trail 48 St George, UT 84770 Active / 09-115834	SHINAVA RIDGE	0.11	4,590					135,000
15		<b>\$135,850</b> 2336 W Entrada 120 St George, UT 84770 Active / 10-118955	KACHINA SPR EAST	0.14	6,098					135,850
16		<b>\$135,850</b> 2336 W Entrada 57 St George, UT 84770 Active / 10-118954	KACHINA SPR EAST	0.14	6,098					135,850
17		<b>\$149,900</b> 1500 Split Rock Dr 46 Ivins, UT 84738 Active / 10-119809	RES ENTRADA S-C PT	0.14	6,175				260	149,900




18		<b>\$151,525</b> 2331 W Entrada Trail 122 St George, UT 84770 Active / 10-118074	KACHINA SPR EAST	0.14	6,098					151,525
19		<b>\$151,525</b> 2331 W Entrada Trail 105 St George, UT 84770 Active / 10-117919	KACHINA SPR EAST	0.14	6,098					151,525
20		<b>\$151,525</b> 2331 W ENTRADA 125 St George, UT 84770 Active / 10-117855	KACHINA SPR EAST	0.14	6,175					151,525
21		<b>\$155,000</b> 1500 SPLIT ROCK 84 Ivins, UT 84770 Active / 10-119087	RES ENTRADA S-C PT	0.14	6,098					155,000
22		<b>\$160,000</b> 2549 Sinagua Trail 60 St George, UT 84770 Active / 09-115842	SHINAVA RIDGE	0.11	4,590					160,000
23		<b>\$160,000</b> 2549 Sinagua Trail 62 St George, UT 84770 Active / 09-115843	SHINAVA RIDGE	0.11	4,590					160,000
24		<b>\$160,000</b> 2549 Sinagua Trail 64 St George, UT 84770 Active / 09-115847	SHINAVA RIDGE	0.11	4,590					160,000
25		<b>\$160,000</b> 2549 Sinagua Trail 66 St George, UT 84770 Active / 09-115848	SHINAVA RIDGE	0.11	4,590					160,000
26		<b>\$160,000</b> 2549 Sinagua Trail 68 St George, UT 84770 Active / 09-115851	SHINAVA RIDGE	0.11	4,590					160,000
27		<b>\$167,000</b> 2549 Sinagua Trail 58 St George, UT 84770 Active / 09-115840	SHINAVA RIDGE	0.11	4,590					167,000
28		<b>\$169,000</b> 2336 W Entrada Trail 27 St George, UT 84770 Active / 09-108971	KACHINA SPR E ENTRAD	0.11	4,875				347	169,000
29		<b>\$179,000</b> 1500 Split Rock Drive 10 Ivins, UT 84738 Active / 09-113177	RES ENTRADA S-C PT	0.09	3,975				265	179,000
30		<b>\$189,900</b> 2331 W Entrada Trail 63 St George, UT 84770 Active / 10-116511	KACHINA SPR EAST	0.14	6,098					189,900
31		<b>\$195,000</b> 2331 W Entrada Trail 60 St George, UT 84770 Active / 09-111580	KACHINA SPR EAST	0.14	6,175					195,000
32		<b>\$199,000</b> 2336 W Entrada Trail 2 St George, UT 84770 Active / 08-99939	KACHINA SPR E ENTRAD	0.09	3,975				347	199,000
33		<b>\$199,000</b> 1500 E Split Rock Dr 57 Ivins, UT 84738 Active / 08-102723	RES ENTRADA S-C PT	0.11	0					199,000
34		<b>\$199,000</b> 1500 E Split Rock Drive 49 Ivins, UT 84738 Active / 10-119842	RES ENTRADA S-C PT	0.14	6,175					199,000
35		<b>\$199,000</b> 1500 Split Rock Dr 43 Ivins, UT 84738 Active / 10-119234	RES ENTRADA S-C PT	0.14	6,175				265	199,000















36		<b>\$199,000</b> 1500 Split Rock Dr 52 Ivins, UT 84738 Active / 10-119236	RES ENTRADA S-C PT	0.14	6,175				265	199,000
37		<b>\$199,500</b> 1500 E Split Rock 95 Ivins, UT 84738 Active / 09-114630	RES ENTRADA S-C PT	0.14	6,175					199,500
38		<b>\$199,900</b> 2122 Anasazi 60 St George, UT 84770 Active / 10-119740	ANASAZI HILLS ENTRAD	0.63	27,644			157.06		199,900
39		<b>\$200,000</b> 2331 W Entrada Trail 65 St George, UT 84770 Active / 09-115204	KACHINA SPR EAST	0.14	6,175					200,000
40		<b>\$210,000</b> 2549 Sinagua Trail 24 St George, UT 84770 Active / 10-119571	SHINAVA RIDGE	0.11	4,791					210,000
41		<b>\$210,000</b> 2549 Sinagua Trail 25 St George, UT 84770 Active / 10-119573	SHINAVA RIDGE	0.11	4,791					210,000
42		<b>\$210,000</b> 2549 Sinagua Trail 26 St George, UT 84770 Active / 10-119574	SHINAVA RIDGE	0.11	4,791					210,000
43		<b>\$210,000</b> 2549 Sinagua Trail 27 St George, UT 84770 Active / 10-119575	SHINAVA RIDGE	0.11	4,791					210,000
44		<b>\$210,000</b> 2549 Sinagua Trail 28 St George, UT 84770 Active / 10-119576	SHINAVA RIDGE	0.11	4,791					210,000
45		<b>\$210,000</b> 2549 Sinagua Trail 29 St George, UT 84770 Active / 10-119577	SHINAVA RIDGE	0.11	4,791					210,000
46		<b>\$210,000</b> 2549 Sinagua Trail 30 St George, UT 84770 Active / 10-119578	SHINAVA RIDGE	0.11	4,791					210,000
47		<b>\$210,000</b> 2549 Sinagua Trail 31 St George, UT 84770 Active / 10-119579	SHINAVA RIDGE	0.11	4,791					210,000
48		<b>\$210,000</b> 2549 Sinagua Trail 32 St George, UT 84770 Active / 10-119580	SHINAVA RIDGE	0.11	4,791					210,000
49		<b>\$214,225</b> 1500 E Split Rock Drive 94 Ivins, UT 84738 Active / 10-117914	RES ENTRADA S-C PT	0.14	6,098					214,225
50		<b>\$215,000</b> 2549 Sinagua Trail 33 St George, UT 84770 Active / 10-119581	SHINAVA RIDGE	0.11	4,791					215,000
51		<b>\$215,000</b> 2549 Sinagua Trail 34 St George, UT 84770 Active / 10-119582	SHINAVA RIDGE	0.11	4,791					215,000
52		<b>\$215,000</b> 2549 Sinagua Trail 35 St George, UT 84770 Active / 10-119583	SHINAVA RIDGE	0.11	4,791					215,000
53	 <b>Price Reduced</b>	<b>\$217,500</b> Bedrock Circle 20 Santa Clara, UT 84765 Active / 10-116640	LAVA COVE ENTRADA	0.21	0					217,500

54		<b>\$219,900</b> 2453 N Chaco Trail 59 St George, UT 84770 Active / 10-118843	ENTRADA CHACO WEST	0.9	0							219,900
55		<b>\$225,000</b> 2405 W Entrada Trail 66 St George, UT 84770 Active / 08-104492	KACHINA SPR S ENTRAD	0.09	0							225,000
56		<b>\$225,000</b> 2405 Entrada Trail Lot #78 St George, UT 84770 Active / 07-95107	KACHINA SPR S ENTRAD	0.09	0							225,000
57		<b>\$225,000</b> 1500 E Split Rock Drive 56 Ivins, UT 84738 Active / 09-115723	RES ENTRADA S-C PT	0.13	5,525							225,000
58		<b>\$225,000</b> 1500 E Split Rock Dr 24 Ivins, UT 84738 Active / 08-102724	RES ENTRADA S-C PT	0.14	0							225,000
59		<b>\$225,000</b> 2239 W LOMAKI Circle 18 St George, UT 84770 Active / 10-119490	KACHINA CLIFFS ENTR	0.58	25,045					262		225,000
60		<b>\$229,000</b> 2588 W Sinagua # 40 St George, UT 84770 Active / 09-112917	SHINAVA RIDGE	0.11	0							229,000
61		<b>\$235,000</b> 2336 W Entrada Trail 28 St George, UT 84770 Active / 09-110511	KACHINA SPR E ENTRAD	0.11	4,875							235,000
62		<b>\$238,000</b> 1500 E Split Rock Dr 140 Ivins, UT 84738 Active / 08-98622	RES ENTRADA S-C EST	0.69	0							238,000
63		<b>\$249,000</b> 2655 Pioneer Parkway 11 Santa Clara, UT 84765 Active / 10-119207	LAVA FALLS ENTRADA	0.06	1,585	2		2	No		290	249,000
64		<b>\$249,000</b> 1500 SPLIT ROCK Drive 50 Ivins, UT 84738 Active / 08-99649	RES ENTRADA S-C PT	0.14	6,175							249,000
65		<b>\$249,900</b> 2336 W Entrada Trail 39 St George, UT 84770 Active / 06-82531	KACHINA SPR E ENTRAD	0.12	0							249,900
66		<b>\$250,000</b> 2410 W Entrada 13 St George, UT 84770 Active / 10-117166	KACHINA SPR ENTRADA	0.09	3,920							250,000
67		<b>\$250,000</b> 17 BOULDER Circle W Santa Clara, UT 84765 Active / 10-118028	LAVA COVE ENTRADA	0.2	1,833	3		2.5	UndRv		130	250,000
68		<b>\$269,900</b> 2139 W Cougar Rock Circle #168 St George, UT 84770 Active / 10-119871	KACHINA SPR EAST	0.08	1,383	2		2	No		311.37	269,900
69		<b>\$279,000</b> 1500 E Split Rock Drive 81 Ivins, UT 84738 Active / 10-116592	RES ENTRADA S-C PT	0.14	6,175							279,000
70		<b>\$289,000</b> 2331 W Entrada Trail 124 St George, UT 84770 Active / 09-115231	KACHINA SPR EAST	0.14	6,175						347	289,000
71		<b>\$298,500</b> 2549 W Sinagua 63 St George, UT 84770 Active / 10-119745	SHINAVA RIDGE	0.11	4,590							298,500


72		<b>\$298,500</b> 2549 W Sinagua 59 St George, UT 84770 Active / 10-119748	SHINAVA RIDGE	0.11	4,590							298,500
73		<b>\$298,500</b> 2549 W Sinagua 61 St George, UT 84770 Active / 10-119750	SHINAVA RIDGE	0.11	4,590							298,500
74		<b>\$299,000</b> 2331 E Entrada Trail #58 St George, UT 84770 Active / 07-93146	KACHINA SPR EAST	0.14	0							299,000
75		<b>\$299,000</b> 2442 Cohonina 46 St George, UT 84770 Active / 07-94894	ANASAZI HILLS ENTRAD	0.56	24,394							299,000
76		<b>\$300,000</b> 2255 N Tuweap #45 St George, UT 84770 Active / 09-114629	PAIUTE SPR ENTRADA	0.07	1,573	2		2	No		373	300,000
77		<b>\$310,000</b> 1500 Split Rock Dr 66 Ivins, UT 84738 Active / 09-110674	RES ENTRADA S-C PT	0.14	6,175						265	310,000
78		<b>\$319,000</b> 1500 Split Rock Drive 44 Ivins, UT 84738 Active / 09-115230	RES ENTRADA S-C PT	0.14	6,175						265	319,000
79		<b>\$319,900</b> 2655 W Pioneer Parkway #7 Santa Clara, UT 84765 Active / 10-117234	LAVA FALLS ENTRADA	0.04	2,116	3		3	No		394	319,900
80		<b>\$319,900</b> 1500 E Split Rock Drive 64 Ivins, UT 84738 Active / 10-117597	RES ENTRADA S-C PT	0.12	5,227							319,900
81		<b>\$325,000</b> 1500 E Split Rock Drive 69 Ivins, UT 84738 Active / 10-116255	RES ENTRADA S-C PT	0.13	0							325,000
82		<b>\$325,000</b> 1500 Split Rock Drive 12 Ivins, UT 84738 Active / 09-112856	RES ENTRADA S-C PT	0.13	4,875						265	325,000
83		<b>\$325,000</b> 2331 W Entrada Trail 56 St George, UT 84770 Active / 09-114290	KACHINA SPR EAST	0.14	0							325,000
84		<b>\$325,000</b> 2252 W ACOWA Circle 4 St George, UT 84770 Active / 10-118573	KACHINA CLIFFS ENTR	0.52	22,512							325,000
85		<b>\$339,000</b> TAVIMAUS Circle 41 St George, UT 84770 Active / 09-113926	ANASAZI HILLS ENTRAD	0.91	0							339,000
86		<b>\$339,900</b> 15 W Boulder Circle W Santa Clara, UT 84765 Active / 10-119853	LAVA COVE ENTRADA	0.26	2,239	3		2	No		130	339,900
87		<b>\$340,000</b> 1500 Split Rock Dr 25 Ivins, UT 84738 Active / 08-97989	RES ENTRADA S-C PT	0.14	0							340,000
88		<b>\$340,000</b> ENTRADA TRAIL 42 St George, UT 84770 Active / 08-106325	KACHINA CLIFFS ENTR	0.65	0							340,000
89		<b>\$349,769</b> 2255 N Tuweap #57 St George, UT 84770 Active / 09-114390	PAIUTE SPR ENTRADA	0.08	1,386	2		2	No		395	349,769






90		<b>\$350,000</b> 1500 E Split Rock Drive 8 Ivins, UT 84738 Active / 10-117463	RES ENTRADA S-C PT	0.1	4,505						350,000
91		<b>\$350,000</b> 2924 N CHINLE Circle 24 St George, UT 84770 Active / 10-119627	KACHINA CLIFFS ENTR	0.65	28,314					250	350,000
92		<b>\$355,000</b> 2255 N Tuweap #16 St George, UT 84770 Active / 10-119833	PAIUTE SPR ENTRADA	0.07	1,483	2		2.5	No	502.49	355,000
93		<b>\$359,000</b> 2491 N Anasazi 30 St George, UT 84770 Active / 10-117388	ANASAZI HILLS ENTRAD	0.55	0						359,000
94		<b>\$360,000</b> 0 Entrada Trail 26 St George, UT 84770 Active / 06-75395	KACHINA CLIFFS ENTR	0.46	0						360,000
95		<b>\$360,000</b> 0 Entrada Trail 27 St George, UT 84770 Active / 06-75397	KACHINA CLIFFS ENTR	0.47	0						360,000
96		<b>\$360,000</b> ENTRADA TRAIL 41 St George, UT 84770 Active / 08-106324	KACHINA CLIFFS ENTR	0.58	0						360,000
97		<b>\$369,000</b> 1500 E Split Rock 73 Ivins, UT 84738 Active / 10-117607	RES ENTRADA S-C PT	0.1	4,356						369,000
98		<b>\$369,900</b> 1500 Split Rock Dr 59 Ivins, UT 84738 Active / 09-112523	RES ENTRADA S-C PT	0.14	6,175					265	369,900
99		<b>\$369,900</b> 16 BOULDER Circle W Santa Clara, UT 84765 Active / 10-119517	LAVA COVE ENTRADA	0.35	3,876	4		3.5	No	130	369,900
100		<b>\$370,000</b> 2331 W Entrada Trail 114 St George, UT 84770 Active / 08-103047	KACHINA SPR EAST	0.14	0						370,000
101		<b>\$375,000</b> 1500 E Split Rock Drive 71 Ivins, UT 84738 Active / 10-117608	RES ENTRADA S-C PT	0.14	6,098						375,000
102		<b>\$375,000</b> 1500 E Split Rock Drive 159 Ivins, UT 84738 Active / 10-117012	RES ENTRADA S-C PT	0.14	6,098						375,000
103		<b>\$375,000</b> 1500 E Split Rock Drive N 108 Ivins, UT 84738 Active / 09-116221	RES ENTRADA S-C EST	0.82	35,792						375,000
104		<b>\$398,000</b> 2399 Anasazi 34 St George, UT 84770 Active / 09-115168	ANASAZI HILLS ENTRAD	0.53	0						398,000
105		<b>\$399,000</b> 1500 E Split Rock 111 Drive Ivins, UT 84738 Active / 10-117238	RES ENTRADA S-C EST	0.46	0						399,000
106		<b>\$409,900</b> 2255 N Tuweap #11 St George, UT 84770 Active / 10-116412	PAIUTE SPR ENTRADA	0.09	2,066	3		3	No	373	409,900
107		<b>\$410,000</b> 1500 Split Rock Drive 99 Ivins, UT 84738 Active / 08-104261	RES ENTRADA S-C PT	0.13	0						410,000

108		<b>\$420,000</b> 0 W ENTRADA 37 St George, UT 84770 Active / 08-106110	KACHINA CLIFFS ENTR	0.55	23,958						420,000
109		<b>\$420,000</b> W ENTRADA 38 St George, UT 84770 Active / 08-106109	KACHINA CLIFFS ENTR	0.7	30,492						420,000
110		<b>\$425,000</b> 2588 W Sinagua 13 St George, UT 84770 Active / 09-115828	INN OF ENTRADA	0.09	2,397	3		3	Actv	495	425,000
111		<b>\$435,000</b> 1500 E Split Rock 137 Ivins, UT 84738 Active / 10-117596	RES ENTRADA S-C EST	0.93	40,000						435,000
112		<b>\$445,000</b> 2671 N Chaco Trail 50 St George, UT 84770 Active / 10-117787	ENTRADA CHACO BENCH	1.08	46,917						445,000
113		<b>\$449,500</b> 2255 N Tuweap #35 St George, UT 84770 Active / 10-120022	PAIUTE SPR ENTRADA	0.1	2,107	3		3	No	397.49	449,500
114		<b>\$450,000</b> 2410 W Entrada Trail 19 St George, UT 84770 Active / 09-111970	KACHINA SPR ENTRADA	0.09	3,645	3		4	Actv	473	450,000
115		<b>\$451,000</b> 1500 E Split Rock Drive SEE REMARKS Ivins, UT 84738 Active / 10-119636	RES ENTRADA S-C PT	0.38	16,552						451,000
116		<b>\$487,500</b> 2085 N Tuweap Drive #54 St George, UT 84770 Active / 10-119814	TOROWEAP ENTRADA	0.08	3,284	5		4	No	312	487,500
117		<b>\$495,000</b> 2085 N Tuweap Drive #30 St George, UT 84770 Active / 10-119813	TOROWEAP ENTRADA	0.08	2,922	5		4	No	312	495,000
118		<b>\$495,000</b> Chaco West at Entrada 21 St George, UT 84770 Active / 10-116953	ENTRADA CHACO WEST	1	43,560						495,000
119		<b>\$495,000</b> Chaco West at Entrada 20 St George, UT 84770 Active / 10-116950	ENTRADA CHACO WEST	1.04	45,456						495,000
120		<b>\$495,000</b> Chaco West at Entrada 22 St George, UT 84770 Active / 10-116954	ENTRADA CHACO WEST	1.08	47,105						495,000
121		<b>\$495,000</b> Chaco West at Entrada 19 St George, UT 84770 Active / 10-116949	ENTRADA CHACO WEST	1.1	48,056						495,000
122		<b>\$499,000</b> 1500 Split Rock Dr 4 Ivins, UT 84738 Active / 09-115451	RES ENTRADA S-C PT	0.13	1,898	3		3	No	310	499,000
123		<b>\$499,000</b> 1500 E Split Rock Drive 126 Ivins, UT 84738 Active / 10-119356	RES ENTRADA S-C EST	0.5	0						499,000
124		<b>\$499,900</b> 2588 W Sinagua 20 St George, UT 84770 Active / 09-113548	INN OF ENTRADA	0.07	1,968	2		3	Actv	495	499,900
125		<b>\$515,000</b> Chaco West at Entrada 18 St George, UT 84770 Active / 10-116948	ENTRADA CHACO WEST	1.4	60,842						515,000

126		<b>\$515,000</b> Chaco West at Entrada 10 St George, UT 84770 Active / 10-116939	ENTRADA CHACO WEST	2.41	104,797								515,000
127		<b>\$520,000</b> 1500 E Split Rock Dr Dr 135 Ivins, UT 84738 Active / 07-83477	RES ENTRADA S-C EST	0.57	24,840							145	520,000
128		<b>\$525,000</b> 1500 N Split Rock #115 Ivins, UT 84738 Active / 07-93136	RES ENTRADA S-C EST	0.43	0								525,000
129		<b>\$525,000</b> Chaco West at Entrada 11 St George, UT 84770 Active / 10-116941	ENTRADA CHACO WEST	2.23	96,948								525,000
130		<b>\$525,000</b> Chaco West at Entrada 12 St George, UT 84770 Active / 10-116944	ENTRADA CHACO WEST	2.31	100,486								525,000
131		<b>\$534,900</b> 2225 W Acowa 6 St George, UT 84770 Active / 08-105067	KACHINA CLIFFS ENTR	0.79	34,412								534,900
132		<b>\$549,000</b> 2331 W Entrada #70 St George, UT 84770 Active / 09-111013	KACHINA SPR EAST	0.14	2,322	3		2.5	No			397.49	549,000
133		<b>\$549,000</b> 2378 N Anasazi 15 St George, UT 84770 Active / 10-119363	ANASAZI HILLS ENTRAD	0.73	31,800								549,000
134		<b>\$560,000</b> 2410 W Entrada Trail 46 St George, UT 84770 Active / 09-110976	KACHINA SPR ENTRADA	0.07	2,640	3		2.5	No			373	560,000
135		<b>\$575,000</b> 2336 W Entrada Trail 26 St George, UT 84770 Active / 10-119735	KACHINA SPR E ENTRAD	0.09	2,336	3		3	Actv			397	575,000
136		<b>\$575,000</b> 1500 Split Rock DR 130 Ivins, UT 84738 Active / 09-110676	RES ENTRADA S-C EST	0.63	27,442								575,000
137		<b>\$585,000</b> 2410 W Entrada Trail 48 St George, UT 84770 Active / 09-109896	KACHINA SPR ENTRADA	0.09	3,836	4		5	No			473	585,000
138		<b>\$592,000</b> 2477 N Moenavi Circle 53 St George, UT 84770 Active / 09-111000	ANASAZI HILLS ENTRAD	1	43,560								592,000
139		<b>\$595,000</b> Chaco West at Entrada 1 St George, UT 84770 Active / 10-116931	ENTRADA CHACO WEST	2.1	91,295								595,000
140		<b>\$599,000</b> 2410 W Entrada Trail #45 St George, UT 84770 Active / 10-117383	KACHINA SPR ENTRADA	0.09	2,478	4		4	No			395	599,000
141		<b>\$599,000</b> 1500 E Split Rock Dr 129 129 Ivins, UT 84738 Active / 10-117589	RES ENTRADA S-C EST	0.51	0								599,000
142		<b>\$619,900</b> 2061 ANASAZI St George, UT 84770 Active / 08-106812	ANASAZI HILLS ENTRAD	0.53	2,461	3		3	No			262.06	619,900
143		<b>\$620,730</b> 1500 E Splitrock #7 Ivins, UT 84738 Active / 10-119224	RES ENTRADA S-C PT	0.11	3,449	3		3.5	No			415	620,730

144		<b>\$625,000</b> 2588 W Sinaqua Trail 4 St George, UT 84770 Active / 10-116757	ENTRADA CHACO WEST	0.07	1,968	2	2	No	495	625,000
145		<b>\$625,000</b> 1500 E Split Rock Drive 155 Ivins, UT 84738 Active / 08-104612	RES ENTRADA S-C PT	0.14	0					625,000
146		<b>\$648,000</b> 2254 COHONINA CIR 2 St George, UT 84770 Active / 08-105997	ANASAZI RIDGE ENTRAD	0.17	2,640	3	3	No	311.37	648,000
147		<b>\$650,000</b> 2336 W Entrada Trail 23 St George, UT 84770 Active / 10-116229	KACHINA SPR ENTRADA	0.1	2,093	3	3	No	497.49	650,000
148		<b>\$698,000</b> 2216 N Cohonina Circle 5 St George, UT 84770 Active / 07-84589	ANASAZI RIDGE ENTRAD	0.15	2,640	3	3.5	No	311.37	698,000
149		<b>\$699,000</b> 2410 W Entrada 29 St George, UT 84770 Active / 10-117011	KACHINA SPR ENTRADA	0.09	4,958	5	5	No	473	699,000
150		<b>\$699,000</b> 2336 W Entrada #37 St George, UT 84770 Active / 09-113187	KACHINA SPR E ENTRAD	0.12	2,445	3	3	No	395	699,000
151		<b>\$699,000</b> 1500 E Split Rock Drive 120 Ivins, UT 84738 Active / 10-120136	RES ENTRADA S-C EST	0.57	24,829				250	699,000
152		<b>\$699,000</b> 1500 E Split Rock Dr 141 Ivins, UT 84738 Active / 07-92592	RES ENTRADA S-C EST	1.3	0					699,000
153		<b>\$714,500</b> 2245 COHONINA Circle 12 St George, UT 84770 Active / 09-115758	ANASAZI RIDGE ENTRAD	0.16	2,887	3	2.5	No	312	714,500
154		<b>\$735,000</b> Chaco West at Entrada 3 St George, UT 84770 Active / 10-116932	ENTRADA CHACO WEST	2.1	91,552					735,000
155		<b>\$735,000</b> Chaco West at Entrada 5 St George, UT 84770 Active / 10-116933	ENTRADA CHACO WEST	2.29	99,849					735,000
156		<b>\$749,000</b> 2405 W Entrada Trail #55 St George, UT 84770 Active / 10-119951	KACHINA SPR S ENTRAD	0.09	2,765	4	3	No	397.49	749,000
157		<b>\$759,000</b> 2336 W Entrada Trail #6 St George, UT 84770 Active / 10-117112	KACHINA SPR E ENTRAD	0.09	2,366	3	3	No	395	759,000
158		<b>\$759,000</b> 41 BOULDER Circle Santa Clara, UT 84765 Active / 10-116385	LAVA COVE ENTRADA	0.53	3,331	4	4.5	No	25	759,000
159		<b>\$765,000</b> 34 E Bedrock Circle Santa Clara, UT 84765 Active / 10-118555	LAVA COVE ENTRADA	0.56	3,294	4	3	No	125	765,000
160		<b>\$845,000</b> 2463 W Cohonina Trail St George, UT 84770 Active / 09-112550	ANASAZI HILLS ENTRAD	1.45	63,089					845,000
161		<b>\$899,000</b> 2405 W Entrada Trail #70 St George, UT 84770 Active / 09-113338	KACHINA SPR S ENTRAD	0.12	3,052	3	3	No	473.01	899,000

162		<b>\$899,000</b> 2396 TAVIMAUS Circle St George, UT 84770 Active / 10-118785	ANASAZI HILLS ENTRAD	0.47	2,996	4	3.5	No	257.06	899,000
163		<b>\$990,000</b> 2410 W Entrada #24 St George, UT 84770 Active / 09-114252	KACHINA SPR ENTRADA	0.09	5,429	5	4.5	No	395	990,000
164		<b>\$990,000</b> 1500 E Split Rock #15 Ivins, UT 84738 Active / 10-118624	RES ENTRADA S-C PT	0.18	4,512	3	4.5	No	405	990,000
165		<b>\$995,000</b> 2440 N Chaco Trail St George, UT 84770 Active / 10-117124	ENTRADA CHACO BENCH	0.59	3,009	3	3.5	No	157.6	995,000
166		<b>\$995,000</b> 2276 CHACO St George, UT 84770 Active / 09-116232	ENTRADA CHACO BENCH	0.71	3,151	3	3.5	No	262.06	995,000
167		<b>\$1,169,000</b> 1500 Split Rock Dr 3 Ivins, UT 84738 Active / 09-113937	RES ENTRADA S-C PT	0.1	3,239	3	4	No	310	1,169,000
168		<b>\$1,190,000</b> 2331 W Entrada Trail 73 St George, UT 84770 Active / 09-116218	KACHINA SPR EAST	0.13	3,821	3	3.5	No	395	1,190,000
169		<b>\$1,250,000</b> 1500 E Split Rock #86 Ivins, UT 84738 Active / 10-117287	RES ENTRADA S-C PT	0.14	3,452	3	3.5	No	310	1,250,000
170		<b>\$1,290,000</b> 2588 ANASAZI St George, UT 84770 Active / 10-118221	ANASAZI HILLS ENTRAD	0.66	5,246	5	6	No	264.44	1,290,000
171		<b>\$1,295,000</b> 2048 CHETTRO St George, UT 84770 Active / 10-119920	ENTRADA CHACO BENCH	0.54	4,315	4	4.5	No	264.44	1,295,000
172		<b>\$1,299,000</b> 2503 ANASAZI 29 St George, UT 84770 Active / 09-110076	ANASAZI HILLS ENTRAD	0.55	5,120	4	5.5	No	265	1,299,000
173		<b>\$1,299,000</b> 2938 N Chinle Circle St George, UT 84770 Active / 09-115983	KACHINA CLIFFS ENTR	1	4,846	4	5	No	257	1,299,000
174		<b>\$1,325,000</b> 2756 CHACO #46 St George, UT 84770 Active / 10-117213	ENTRADA CHACO BENCH	1.11	4,127	3	5	No	164	1,325,000
175		<b>\$1,599,000</b> 2256 ANASAZI St George, UT 84770 Active / 10-120094	ANASAZI HILLS ENTRAD	0.78	6,000	5	5	No	157	1,599,000
176		<b>\$1,690,000</b> 2331 W ENTRADA TRAIL 75 St George, UT 84770 Active / 09-109467	KACHINA SPR EAST	0.14	5,085	3	5	No	473.01	1,690,000
177		<b>\$1,740,000</b> 2516 N Anasazi 22 St George, UT 84770 Active / 10-117601	ANASAZI HILLS ENTRAD	0.78	4,239	3	3.5	No	264.44	1,740,000
178		<b>\$2,199,000</b> 2575 N Chaco St George, UT 84770 Active / 09-107345	ENTRADA CHACO BENCH	0.82	5,596	3	6	No	157	2,199,000
179		<b>\$2,449,000</b> 2511 N MOENAVI St George, UT 84770 Active / 10-120052	ANASAZI HILLS ENTRAD	1.04	6,792	4	6.5	No	157	2,449,000

180		<b>\$2,525,000</b> 1500 E Split Rock Drive 27 Ivins, UT 84738 Active / 09-111065	RES ENTRADA S-C PT	0.14	5,576	5	6	No	400	2,525,000
181		<b>\$3,107,500</b> 1500 E Split Rock Drive SEE REMARKS Ivins, UT 84738 Active / 10-119470	RES ENTRADA S-C PT	6	261,360					3,107,500
182		<b>\$3,200,000</b> 2620 CHACO #42 St George, UT 84770 Active / 09-116179	ENTRADA CHACO BENCH	0.92	7,100	5	6	No	164.44	3,200,000
183		<b>\$6,999,900</b> 1500 Split Rock Drive 138 Ivins, UT 84738 Active / 09-108519	RES ENTRADA S-C EST	1.08	10,723	5	8	No	245	6,999,900
184		<b>\$215,000</b> 1500 Split Rock Drive 142 Ivins, UT 84738 Pending / 09-115303	RES ENTRADA S-C EST	1.08	47,044					215,000
185		<b>\$229,000</b> 2255 N Tuweap #50 St George, UT 84770 Pending / 09-115052	PAIUTE SPR ENTRADA	0.08	1,538	2	2	UndRv	502.49	229,000
186		<b>\$349,000</b> 44 E Boulder Circle Santa Clara, UT 84765 Pending / 09-113229	LAVA COVE ENTRADA	0.44	3,300	4	3	UndRv	125	349,000
187		<b>\$439,900</b> 2255 N Tuweap Drive #42 St George, UT 84770 Pending / 10-118947 C	PAIUTE SPR ENTRADA	0.09	2,178	3	3	No	397.49	439,900
188		<b>\$469,900</b> 2085 N Tuweap Drive #29 St George, UT 84770 Pending / 10-119343	TOROWEAP ENTRADA	0.1	3,603	5	4.5	No	315	469,900
189		<b>\$809,000</b> 2415 ANASAZI St George, UT 84770 Pending / 09-114845 C	ANASAZI HILLS ENTRAD	0.56	4,100	4	3	No	262.06	809,000
190		<b>\$837,500</b> 2052 N Anasazi Trail #57 St George, UT 84770 Pending / 10-118330	ANASAZI HILLS ENTRAD	0.62	3,254	4	3.5	No	265	837,500
191		<b>\$1,450,000</b> 2330 N Chaco 19 St George, UT 84770 Pending / 10-117774	ENTRADA CHACO BENCH	0.86	5,000	3	4	No	157	1,450,000

Information is deemed to be reliable, but is not guaranteed. © 2010 MLS and FBS.  
Prepared by SNOW CANYON REALTY on Sunday, May 23, 2010 2:19 PM